



How to Book a Flight on Alaska Airlines: A Step-by-Step Guide

Booking a flight on **Alaska Airlines** is a straightforward process. Whether you're a first-time traveler or a frequent flyer, Alaska Airlines offers an easy-to-use online platform to help you book your flight quickly and securely. Here's your complete guide on how to book a flight on Alaska Airlines.

USA +1 "866" 450 "7394", UK +44 800 054 8541, MX +52-800-351-0319, or Australia
→ [[📞+611-(800)-956 -584}}

Step 1: Visit the Alaska Airlines Website

The first step is to visit the **Alaska Airlines website**. You can do this by opening your browser and typing **www.alaskaair.com** into the address bar. This will take you directly to the homepage.

Step 2: Enter Your Travel Details

Once you're on the homepage, you'll see a flight search tool. Here, you need to fill in the details for your trip:

- **Departure City:** Enter the city or airport where you'll be flying from.
- **Arrival City:** Enter the city or airport where you're flying to.
- **Departure Date:** Select the date you want to depart.
- **Return Date:** If booking a round-trip, select your return date. If you only need a one-way flight, click on the **"One-Way"** option.
- **Passenger Details:** Specify how many passengers will be traveling. You can also select the class of service (Economy, First Class, etc.).

Once you've filled out all the fields, click on the **"Search"** button.

USA +1 "866" 450 "7394", UK +44 800 054 8541, MX +52-800-351-0319, or Australia
→ [[📞+611-(800)-956 -584}}

Step 3: Choose Your Flight

Alaska Airlines will display a list of available flights based on your search criteria. You can filter the results by:

- **Price:** Choose flights based on your budget.
- **Time:** Sort flights by departure time.
- **Direct or Connecting Flights:** Choose between nonstop flights and flights with layovers.

- **Flexible Dates:** If you have flexibility, you can view flights with different dates to find the best deal.

Click on the flight that best suits your schedule and budget. You'll be taken to the next page where you can review the details of your selected flight.

USA +1 "866" 450 "7394", UK +44 800 054 8541, MX +52-800-351-0319, or Australia
→ [[📞+611-(800)-956 -584}}

Step 4: Select Additional Options

After selecting your flight, Alaska Airlines will offer you additional options, such as:

- **Seat Selection:** Choose your preferred seat on the plane, including options like extra legroom seats.
- **Baggage:** If needed, you can select additional baggage options (though note, some baggage allowances are included in your fare).
- **Upgrades:** If you're interested, you can upgrade to First Class or Premium Class, depending on availability.

Review the options and make your selections based on your needs. You can also add services like travel insurance if required.

Step 5: Enter Passenger Information

Now, you'll need to enter your personal details. This includes:

- **Full Name:** As it appears on your government-issued ID.
- **Contact Information:** Provide an email address and phone number where Alaska Airlines can reach you.
- **Payment Information:** Enter your credit card or other payment methods to complete your booking.

If you have an Alaska Airlines account, you can log in to streamline the process.

USA +1 "866" 450 "7394", UK +44 800 054 8541, MX +52-800-351-0319, or Australia
→ [[📞+611-(800)-956 -584}}

Step 6: Review and Confirm Your Booking

Before finalizing your booking, make sure to carefully review the details of your flight:

- **Flight Dates and Times**
- **Passenger Details**
- **Payment Amount**
- **Selected Options** (seats, baggage, etc.)


Once you're sure everything looks good, click "**Confirm**" or "**Book Now**" to finalize your reservation.

Step 7: Receive Your Confirmation

After completing the booking process, you will receive a confirmation email from Alaska Airlines. This will include:

- **Booking Reference Number**
- **Flight Details**
- **Receipt of Payment**


Make sure to save this information as it will be essential if you need to make any changes or contact customer service.

USA +1 "866" 450 "7394", UK +44 800 054 8541, MX +52-800-351-0319, or Australia
→  **+611-(800)-956 -584}}**

Step 8: Manage Your Booking


Once your flight is booked, you can manage it through your Alaska Airlines account or by visiting the **Manage Booking** section on the website. Here, you can:

- **Change your flight**
- **Cancel your flight**
- **Add additional services** (e.g., baggage, seat selection)
- **Check-in online** before your flight

USA +1 "866" 450 "7394", UK +44 800 054 8541, MX +52-800-351-0319, or Australia
→  **+611-(800)-956 -584}}**

Final Thoughts

Booking a flight on **Alaska Airlines** is an easy process with multiple options to ensure a smooth and convenient experience. Whether you're booking online, through the mobile app, or via customer support, Alaska Airlines offers several user-friendly methods to secure your travel. If you need any assistance or have questions, their customer support team is available to guide you through the process.

USA +1 "866" 450 "7394", UK +44 800 054 8541, MX +52-800-351-0319, or Australia
→  **+611-(800)-956 -584}}**

1. How do I book a flight on Alaska Airlines?

To book a flight with Alaska Airlines, visit their **official website** or use their **mobile app**. Enter your **departure** and **destination cities**, select your **travel dates**, choose the **class** of service, and complete the payment to confirm your booking.

- **USA:** +1 866 450 7394

- **UK:** +44 800 054 8541
 - **Mexico:** +52-800-351-0319
 - **Australia:** +611-800-956-584
-



2. Can I book a flight on Alaska Airlines via a travel agent?

Yes, you can book a flight through an **authorized travel agent**. However, booking directly via the **Alaska Airlines website** or app might give you access to exclusive promotions and benefits.

- **USA:** +1 866 450 7394
 - **UK:** +44 800 054 8541
 - **Mexico:** +52-800-351-0319
 - **Australia:** +611-800-956-584
-



3. How can I book a flight using Alaska Airlines miles?

To book a flight using your **Alaska Airlines Mileage Plan miles**, log into your **Mileage Plan** account on the **Alaska Airlines website**. Search for available flights and select the option to pay using **miles**.

- **USA:** +1 866 450 7394
 - **UK:** +44 800 054 8541
 - **Mexico:** +52-800-351-0319
 - **Australia:** +611-800-956-584
-



4. Can I book a one-way or round-trip flight with Alaska Airlines?

Yes, Alaska Airlines offers both **one-way** and **round-trip** flight options. When booking, simply select whether you're booking a **one-way** or **round-trip** flight and enter the **return date** if applicable.

- **USA:** +1 866 450 7394
 - **UK:** +44 800 054 8541
 - **Mexico:** +52-800-351-0319
 - **Australia:** +611-800-956-584
-

5. How do I select my seat when booking a flight with Alaska Airlines?

When booking your flight on the **Alaska Airlines website**, you can choose your **preferred seat** during the booking process. Seat selections for **Premium Class** or **First Class** may come with an additional charge, while **economy class** seats may be free.

- **USA:** +1 866 450 7394
 - **UK:** +44 800 054 8541
 - **Mexico:** +52-800-351-0319
 - **Australia:** +611-800-956-584
-

6. Can I book a multi-city flight with Alaska Airlines?

Yes, Alaska Airlines allows you to book **multi-city flights**. Simply select the **multi-city** option during the booking process and enter the destinations and dates for your journey.

- **USA:** +1 866 450 7394
 - **UK:** +44 800 054 8541
 - **Mexico:** +52-800-351-0319
 - **Australia:** +611-800-956-584
-

7. How can I book a flight on Alaska Airlines using a gift card?

If you have an **Alaska Airlines gift card**, you can use it to pay for your flight when booking online. At checkout, simply select the option to pay with a **gift card** and enter the gift card details.

- **USA:** +1 866 450 7394
 - **UK:** +44 800 054 8541
 - **Mexico:** +52-800-351-0319
 - **Australia:** +611-800-956-584
-

8. Can I book a flight for someone else on Alaska Airlines?

Yes, you can book a flight for someone else. During the booking process, simply enter their **personal details**, including **name** and **contact information**. You'll also need to enter their **passport details** if traveling internationally.

- **USA:** +1 866 450 7394
 - **UK:** +44 800 054 8541
 - **Mexico:** +52-800-351-0319
 - **Australia:** +611-800-956-584
-

9. Can I make a booking on Alaska Airlines by phone?

Yes, you can make a booking over the phone by calling **Alaska Airlines customer service**. They can assist you with flight selection, payment, and special requests such as **seat preferences**.

- **USA:** +1 866 450 7394
 - **UK:** +44 800 054 8541
 - **Mexico:** +52-800-351-0319
 - **Australia:** +611-800-956-584
-



10. How far in advance can I book a flight with Alaska Airlines?

Alaska Airlines allows you to book flights **up to 330 days in advance**. You can search for flights on their website or app and choose the best travel dates for your schedule.

- **USA:** +1 866 450 7394
- **UK:** +44 800 054 8541
- **Mexico:** +52-800-351-0319
- **Australia:** +611-800-956-584